


國立臺中教育大學
英語文領域教學研究中心(小學組)

● 素養導向及TETE教學示範教案


What do you want?

陳羿彰
新竹市東區陽光國民小學

指導老師 周秋惠
國立清華大學英語教學系



Lesson Plan 2

授課教師	陳羿矚	年級	四年級
教學領域	英語文	教學單元	Unit 3: What do you want?
教材來源	康軒 Wonder World 4	教學日期	114 年 5 月 12 日
學習目標	1. Students can recognize the vocabulary. 2. Students can work in groups to complete the assigned tasks. 3. Students can use the sentence patterns in real-life situations.		
學生先備經驗 或教材分析	Target Sentence Patterns: What do you want ? I want _____. Key Vocabulary: an apple, a banana, a surprise bag, some chocolate, some juice, some coke, some cookies, some candies Student Level: Students have previously learned the vocabulary and sentence patterns.		
教學活動		時間	評量方式
I. Warm-up 1. Greet students. 2. Introduce the tasks of today's lesson. T: Good morning, boys and girls. Today, we have a special class. You have two tasks. One is group task. Two is individual task. Then, you can get the food.		3	oral assessment
		7	
II. Presentation 1. Review the words. (1) Prepare the real food. (2) Show the food one by one and guide students to say the words.			

T: Let's see the food.

(Teacher shows the real apple.)

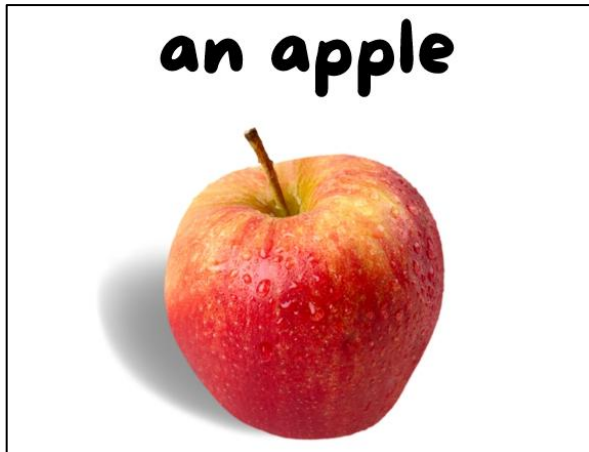
It's an apple.

(Teacher shows the picture and the word on the screen.)

Everyone, say "an apple."

S: An apple

T: Good!



2. Review the sentences.

(1) Use the real food to ask the students the question. Students answer on their own answers.

T: Here are the food.

Everyone, what do you want?

S:I want

(2) Take the food in a basket and walk to the students. Ask questions and randomly pick the students to answer the questions.

T: Now, teacher walks to you.

You answer my question.

(Teacher walks to one student and show the food in the basket.)

T: What do you want?

S: I want some juice.

T: Great!



III. Practice

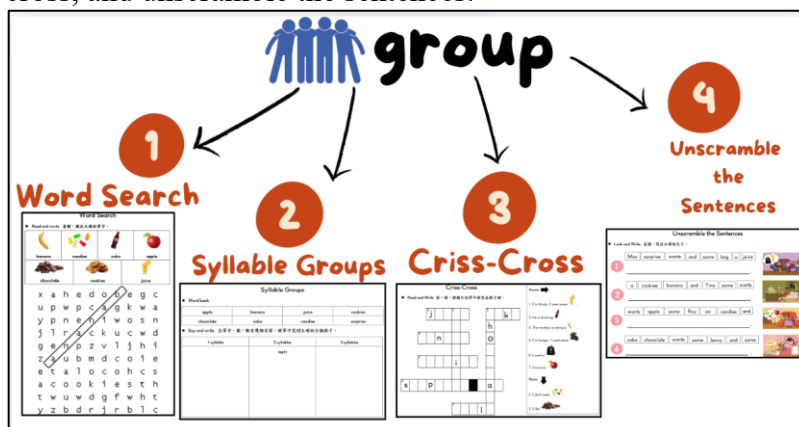
1. Group Task (Four mini missions)

(1) Explain each mission for the group member:

- 1-1 Word Search: Students look at the pictures to circle the words.
- 1-2 Syllable Groups: Students write the words into the right syllable columns.
- 1-3 Criss-cross: students read the sentences and write the missing words into the boxes.
- 1-4 Unscramble the sentences: students look at the picture and complete three sentences.

T: Let's do the group task.

You have four missions, word search, syllable groups, criss-cross, and unscramble the sentences.



T: Number one, stand up.

You take the Word Search worksheet, like this.

You look at the picture and circle the word.

For example, what's this?

20

Classroom participation, group discussion, and written assessment

Ss: A banana.

T: Yes, it's a banana.

You circle the word.








Any question?

Ss: No!

T: Great!

Word Search

● Read and circle. 看圖，圈出正確的單字。

 banana	 candies	 coke	 apple
 chocolate	 cookies	 juice	

x	a	h	e	d	b	e	g	c	
u	p	w	p	c	a	g	k	w	a
y	p	n	e	n	i	w	o	s	n
j	l	r	a	c	k	u	c	w	d
g	e	n	p	z	v	l	j	h	i
z	a	u	b	m	d	c	o	i	e
e	t	a	l	o	c	o	h	c	s
a	c	o	o	k	i	e	s	t	h
t	w	u	w	d	g	f	w	h	t
y	z	b	d	r	j	r	b	l	c

T: Number two, stand up.

You take the Syllable Groups worksheet, like this.

You say the word and count the syllables.

For example, “apple.”

How many syllables are there?

S: Two.

T: Yes! You write “apple” here.

Any question?

Ss: No!

T: Great!

Syllable Groups

- Word bank

apple	banana	juice	cookies
chocolate	coke	candies	surprise

- Say and write. 念單字，數一數有幾個音節，將單字寫到正確的分類格子。

1 syllable	2 syllables	3 syllables
	apple	

T: Number three, stand up.

You take the Criss-Cross worksheet, like this.

You read the sentences and write the words.

For example, I'm thirsty. I want some ____.

What's the word?

Ss: "Juice"

T: Yes! This is number one.

You write "j-u-i-c-e" here.

Let's try one more.

I like _____.

What's the word?

Ss: "Chocolate"

T: Yes! This is number three. It goes down.

So you write "c-h-o-c-o-l-a-t-e" here.


Any question?

Ss: No!

T: Great!

Criss-Cross

- Read and write. 讀一讀，將圖片的單字拼寫在格子裡。



Across

- I'm thirsty. I want some .
- He is drinking .
- The monkey is eating a .
- I'm hungry. I want some .
- I want a .
- I have an .

Down

- I don't want .
- I like .

T: Number four, stand up.

You take the worksheet, *Unscramble the Sentences*, like this.

Look at the pictures and write the correct sentences.

The first one. How do you make the correct sentence?

Ss: Max wants a surprise bag and some juice.

T: That's right!

So you write the sentence here.

Any question?

Ss: No.

T: Great!

Unscramble the Sentences

- Look and Write. 看圖，寫出正確的句子。

- Max surprise wants and some bag a juice
Max wants a surprise bag and some juice.



- a cookies banana and Tina some wants
Tina wants some bananas and cookies.



- wants apple some Roy an candies and
Roy wants some apples and candies.



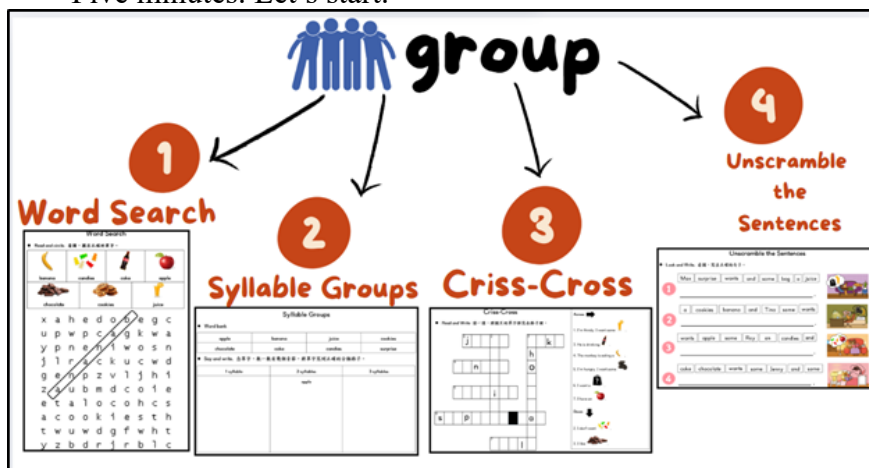
- coke chocolate wants some Jenny and some
Jenny wants some chocolate and some coke.



T: Now, take your own worksheet.

You can work with your team.

Five minutes. Let's start.



(2) Give the students answer sheets to check their answers.

When the student finishes checking, the teacher gives one riddle card to him / her.

T: Time's up! Go back to your seat.

Let's check your answer.

Use the red pen.

Write the correct answer.

When you're done, come to the front.

Then, you can get the next mission card.

Any question?

S: No.

IV. Production

1. Explain the rules of the mission. Students read the riddle and then write the answer on the card. Then they can come to the front to check the answers. If the student's answer is correct, teacher will ask the question "What do you want?", he / she can choose one kind of food and answer the question with "I want _____".

T: It's Riddle Time.

Now, you have the mission card.

You read the sentences and guess the answer.

For example, it's red. It's round. It's sweet.

What's this?

S: An apple!

T: Perfect! You write the answer here.


When you're done, come to the front.

You can choose the food.


Any question?

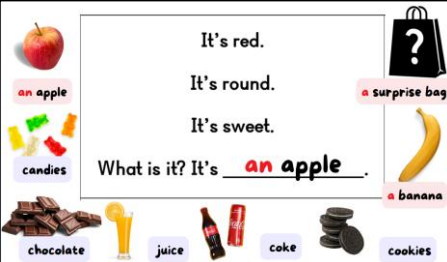
S: No!

T: Well-done! Let's start!

 **individual**

Riddle Time!





It's red.
It's round.
It's sweet.
What is it? It's an apple.

Options: an apple, a surprise bag, a banana, chocolate, juice, coke, cookies

2. Check all students' results.

V. Wrap-up

1. Ask students if they like the food.

T: Do you like the food?

Ss: Yes!

T: Excellent! You all did a good job!

2. Assign the homework.








T: Don't forget to do today's homework. Review the words and sentences. Finish the worksheets. See you next time.

2

participation

Word Search

- Read and circle. 看圖，圈出正確的單字。

			
banana	candies	coke	apple
			
chocolate	cookies	juice	

x a h e d o b e g c
 u p w p c a g k w a
 y p n e n i w o s n
 j l r a c k u c w d
 g e n p z v l j h i
 z a u b m d c o i e
 e t a l o c o h c s
 a c o o k i e s t h
 t w u w d g f w h t
 y z b d r j r b l c

Syllable Groups

- Word bank

apple	banana	juice	cookies
chocolate	coke	candies	surprise

- Say and write. 念單字，數一數有幾個音節，將單字寫到正確的分類格子。

1 syllable	2 syllables	3 syllables
	apple	

Unscramble the Sentences

- Look and write. 看圖，寫出正確的句子。

1

Max surprise wants and some bag a juice

Max wants a surprise bag and some juice .



2

a cookies banana and Tina some wants

_____ .



3

wants apple some Roy an candies and


_____ .



4

coke chocolate wants some Jenny and some

_____ .



Criss-Cross

- Read and write. 讀一讀，將圖片的單字拼寫在格子裡。

1 j					2					3					k				
										h									
4					n					o									
5					i														
6 s										p					a				
										7					l				

Across

1. I'm thirsty. I want some  .



3. He is drinking  .




4. The monkey is eating a 🍌




5. I'm hungry. I want some



6. I want a 



7. I have an 



Down

2. I don't want 



3. I like 



It's red.

It's round.

It's sweet.

What is it? It's ___apple__.

It's yellow.

It's long.

Monkeys like them.

What is it? It's _____.

It's black.

It's sweet.

You can eat it.

What is it? It's _____.

It's yellow.

It's sweet.

You can drink it.

What is it? It's _____.

It's red.

It's round.

It's good for your body.

What is it? It's _____.

It's black.

It's in the bottle.

You can drink it.

What is it? It's _____.

They're sweet.

They're in a bag.

You can eat them.

What is it? It's _____.

They're sweet.

They're in a bag.

They're black.

What is it? It's _____.